


# U1000 U1000 SUPER

CNC BED TYPE MILLING MACHINE


# RT1000

CNC BED TYPE MILLING MACHINE WITH ROTARY TABLE

U1000 SUPER



RT1000



# U1000

## CNC Bed Type Milling Machine



| Machine Specification |                            | U1000                                  |   |
|-----------------------|----------------------------|--|---|
| TABLE                 | Surface                    | 2500 / 3100 / 3600 × 900(1050)mm       | 4100 / 4500 / 5000 × 900(1050)mm        |
|                       | T-slots                    | No.6 × 22mm (No.7 × 22mm)              |   |
|                       | Distance between T-slots   | 125 mm                                 |   |
|                       | Max. permissible load      | 8000kg (13000kg)                       |   |
| TRAVEL                | Longitudinal travel        | 2100 / 2600 / 3100mm                   | 3600 / 4100 / 4500 / 5000mm             |
|                       | Cross travel               | 1000mm (1250mm)                        |   |
|                       | Vertical travel            | 1050mm (1350 / 1600 / 2000mm)          |   |
| FEED                  | Axis feedrate              | 5000mm/min                             |   |
|                       | Rapid feedrate             | X, Y : 12000, Z : 10000mm/min          | 10000mm/min                             |
| SPINDLE               | Taper                      | 50                                     |   |
|                       | Speed                      | 4000rpm<br>2 steps : 0~1000, 1001~4000 |   |
| MOTOR                 | Spindle drive motor        | 28 / 38kw : Rated speed 1000rpm        |   |
|                       | Feed drive motor           | X : 27, Y : 27, Z : 27Nm               | X : 50 / 70 / 70 / 70, Y : 27, Z : 27Nm |
| WEIGHT                | Approx. machine net weight | 21~24 / 23~26 / 24~27ton               | 26 ~ 35ton                              |

The contents of the catalogue are subject to change without prior notice.

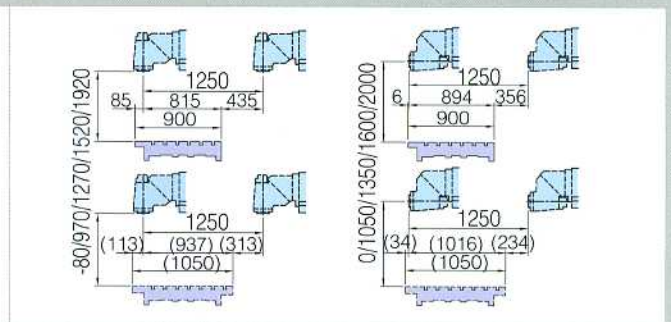
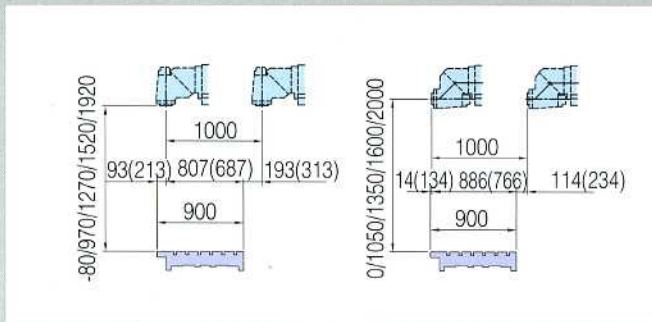
( ) : Option



### M Head

Cross travel 1000mm

Cross travel 1250mm

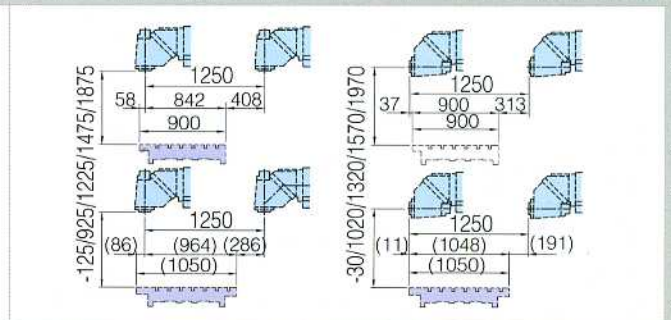
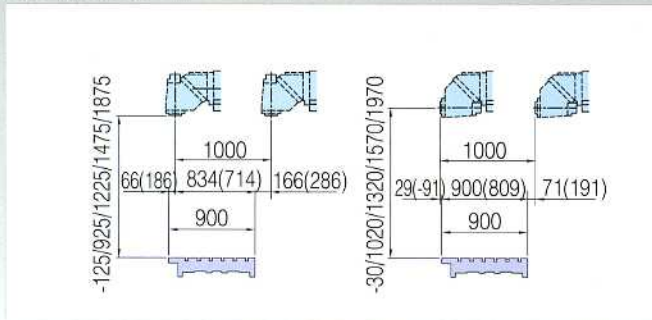


( ) : Option

### A2 Head

Cross travel 1000mm

Cross travel 1250mm

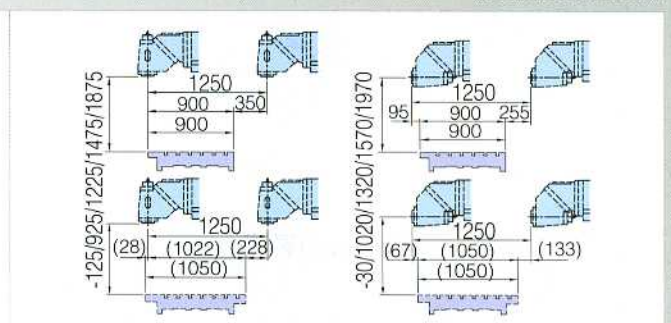
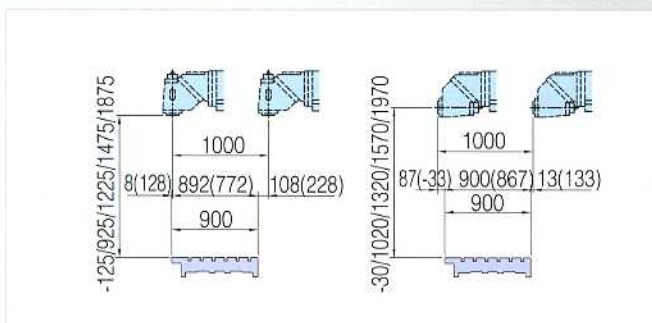


( ) : Option

### A4 Head

Cross travel 1000mm

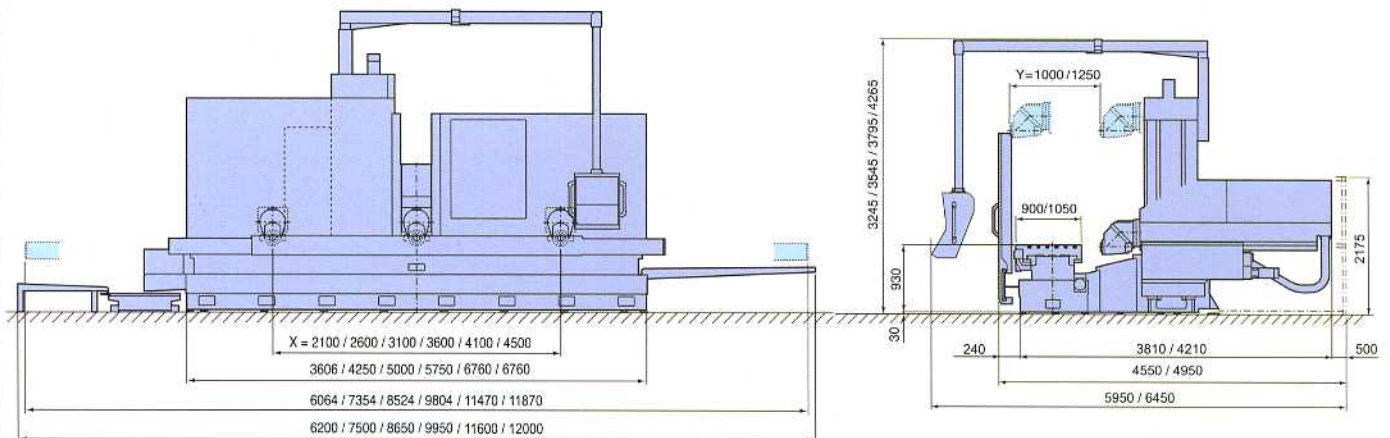
Cross travel 1250mm



( ) : Option

### Machine Dimension


X : 2100 / 2600 / 3100 / 3600 / 4100 / 4500 / 5000mm  
 Y : 1000 / 1250mm  
 Z : 1050 / 1350 / 1600 / 2000mm





# U1000 SUPER


## CNC Bed Type Milling Machine



| Machine Specification |                            | U1000 SUPER                     |
|-----------------------|----------------------------|---------------------------------|
| TABLE                 | Surface                    | 4500 / 5000 × 1400mm            |
|                       | T-slots                    | 9 × 22mm                        |
|                       | Distance between T-slots   | 160mm                           |
|                       | Max. permissible load      | 13000kg                         |
| TRAVEL                | Longitudinal travel        | 4100 / 4500 / 5000mm            |
|                       | Cross travel               | 1250mm                          |
|                       | Vertical travel            | 1050 / 1350 / 1600 / 2000mm     |
| FEED                  | Axis feedrate              | 5000mm/min                      |
|                       | Rapid feedrate             | 10000mm/min                     |
| SPINDLE               | Taper                      | 50                              |
|                       | Speed                      | 4000rpm                         |
|                       |                            | 2 steps : 0~1000, 1001~4000     |
| MOTOR                 | Spindle drive motor        | 28 / 38kw : Rated speed 1000rpm |
|                       | Feed drive motor           | X : 70, Y : 27, Z : 27Nm        |
| WEIGHT                | Approx. machine net weight | 33 ~ 40ton                      |

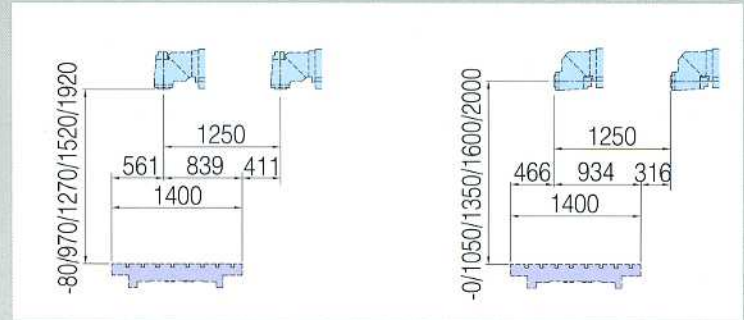
The contents of the catalogue are subject to change without prior notice.





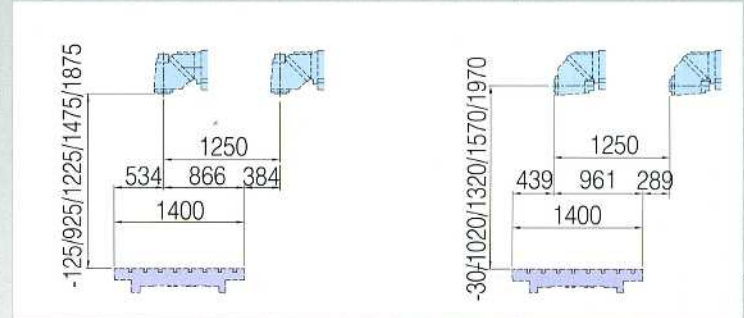
### M Head

Cross travel 1250mm



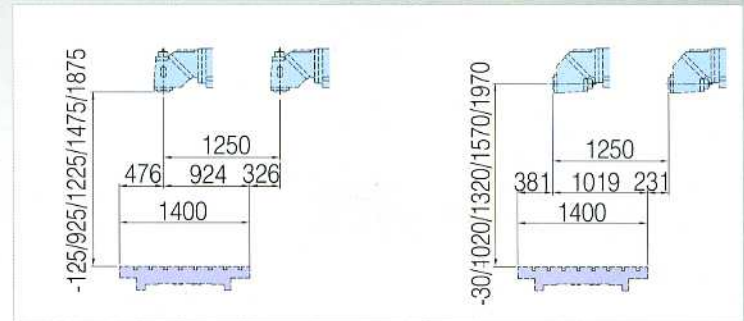
### A2 Head

Cross travel 1250mm



### A4 Head

Cross travel 1250mm



### Machine Dimension

X : 4100 / 4500 / 5000mm  
 Y : 1250mm  
 Z : 1050 / 1350 / 1600 / 2000mm

