


U1000 U1000 SUPER

CNC BED TYPE MILLING MACHINE


RT1000

CNC BED TYPE MILLING MACHINE WITH ROTARY TABLE

U1000 SUPER




RT1000



U1000

CNC Bed Type Milling Machine



Machine Specification		U1000	
TABLE	Surface	2500 / 3100 / 3600 × 900(1050)mm	4100 / 4500 / 5000 × 900(1050)mm
	T-slots	No.6 × 22mm (No.7 × 22mm)	
	Distance between T-slots	125 mm	
	Max. permissible load	8000kg (13000kg)	
TRAVEL	Longitudinal travel	2100 / 2600 / 3100mm	3600 / 4100 / 4500 / 5000mm
	Cross travel	1000mm (1250mm)	
	Vertical travel	1050mm (1350 / 1600 / 2000mm)	
FEED	Axis feedrate	5000mm/min	
	Rapid feedrate	X, Y : 12000, Z : 10000mm/min	10000mm/min
SPINDLE	Taper	50	
	Speed	4000rpm 2 steps : 0~1000, 1001~4000	
MOTOR	Spindle drive motor	28 / 38kw : Rated speed 1000rpm	
	Feed drive motor	X : 27, Y : 27, Z : 27Nm	X : 50 / 70 / 70 / 70, Y : 27, Z : 27Nm
WEIGHT	Approx. machine net weight	21~24 / 23~26 / 24~27ton	26 ~ 35ton

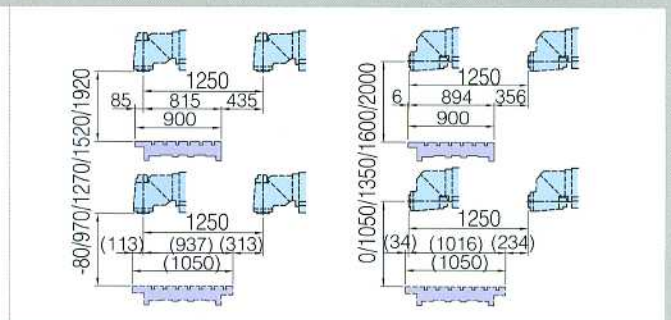
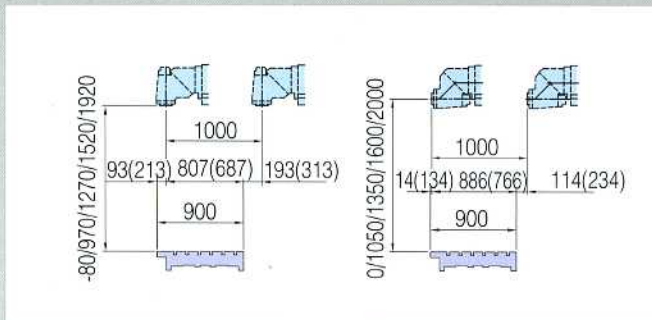
The contents of the catalogue are subject to change without prior notice.

() : Option

M Head

Cross travel 1000mm

Cross travel 1250mm

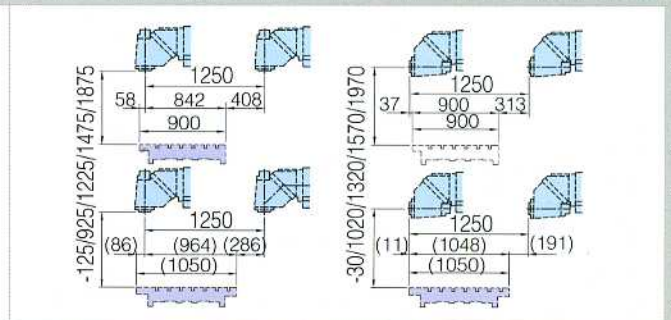
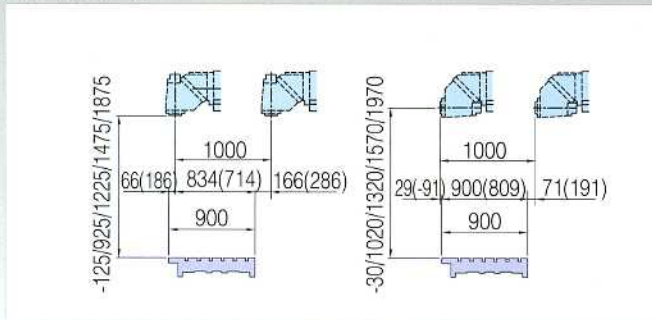


() : Option

A2 Head

Cross travel 1000mm

Cross travel 1250mm

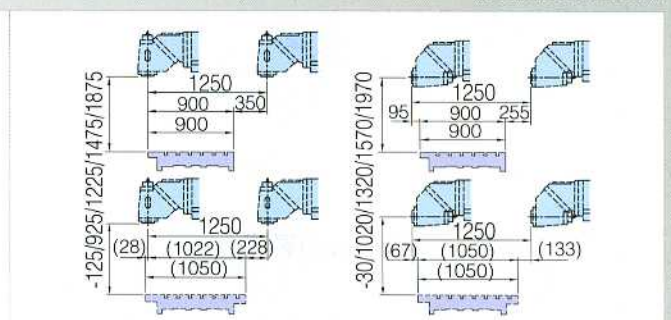
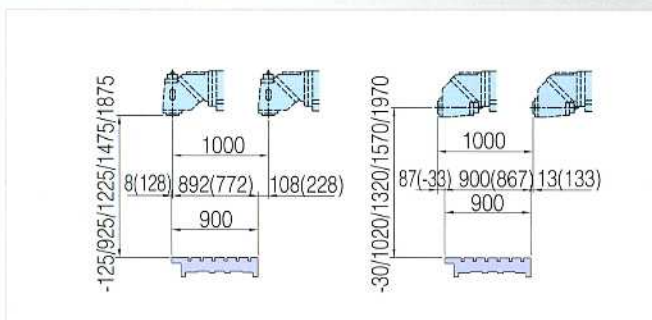


() : Option

A4 Head

Cross travel 1000mm

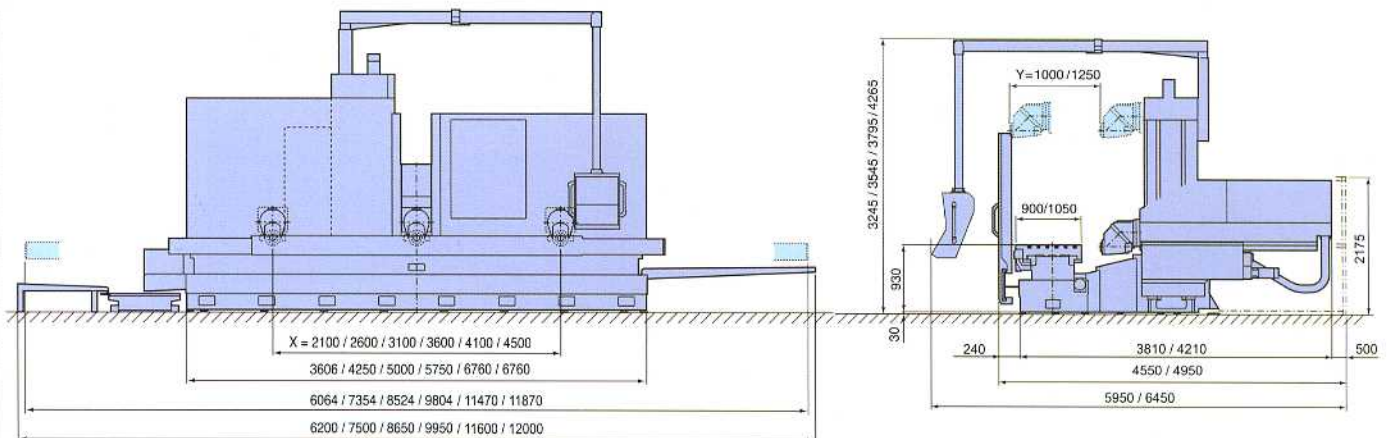
Cross travel 1250mm



() : Option


Machine Dimension

X : 2100 / 2600 / 3100 / 3600 / 4100 / 4500 / 5000mm
 Y : 1000 / 1250mm
 Z : 1050 / 1350 / 1600 / 2000mm




U1000 SUPER

CNC Bed Type Milling Machine



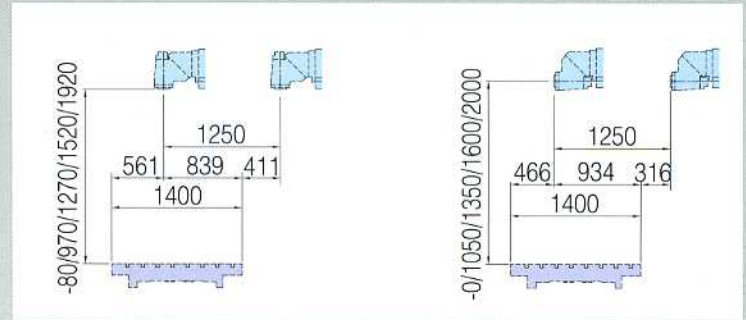
Machine Specification		U1000 SUPER
TABLE	Surface	4500 / 5000 × 1400mm
	T-slots	9 × 22mm
	Distance between T-slots	160mm
	Max. permissible load	13000kg
TRAVEL	Longitudinal travel	4100 / 4500 / 5000mm
	Cross travel	1250mm
	Vertical travel	1050 / 1350 / 1600 / 2000mm
FEED	Axis feedrate	5000mm/min
	Rapid feedrate	10000mm/min
SPINDLE	Taper	50
	Speed	4000rpm
		2 steps : 0~1000, 1001~4000
MOTOR	Spindle drive motor	28 / 38kw : Rated speed 1000rpm
	Feed drive motor	X : 70, Y : 27, Z : 27Nm
WEIGHT	Approx. machine net weight	33 ~ 40ton

The contents of the catalogue are subject to change without prior notice.



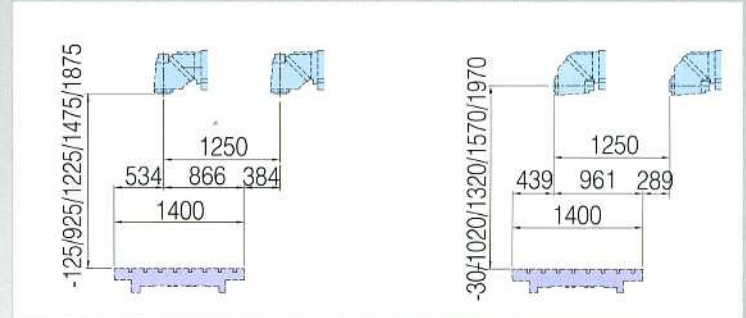
M Head

Cross travel 1250mm



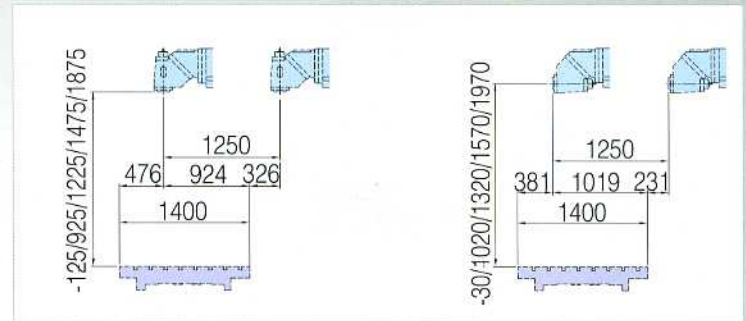
A2 Head

Cross travel 1250mm



A4 Head

Cross travel 1250mm



Machine Dimension

X : 4100 / 4500 / 5000mm
 Y : 1250mm
 Z : 1050 / 1350 / 1600 / 2000mm

